



## RollCheck® MAX

- Designed for medium to large machines
- 4 inch or 101mm to 8 foot or 2400mm roll diameters
- Shots greater than 10 feet or 3 meters
- Bright GREEN laser lines
- Rechargeable lithium ion batteries
- Reduces down time and product waste due to misalignment of rolls
- Increases production with proper alignment of rolls
- Compact design, fits into small spaces
- FAST and EASY to use
- No training required
- One-person operation
- Facilitates more frequent roll checks
- Pays for itself quickly
- Uses proven reflected laser beam technology




### Laser Alignment Tool for Accurate Visual Alignment of Rolls

#### Patented Reflected Laser Beam Technology


The RollCheck® Green laser alignment system for parallel roll alignment is lightweight, compact and durable. The system can be attached to just about any size roll with the supplied straps. We use our proven reflected laser beam technology for maximum angular resolution, thus providing you with the most reliable and accurate visual reading. Using the latest in Green laser diode technology makes our green laser line 10x's brighter to the operator than a red laser line.

The RollCheck® can measure spans up to 10 ft. (3 m) or better from roll to roll of any size, large or small. A laser line is projected from the RollCheck® transmitter to the reflector mounted on the roll to be checked or aligned. The laser line projected to the reference line on the reflector indicates immediately if the roll is aligned vertically to the stationary roll. The laser line is then automatically reflected back to the transmitter's reference line indicating if the rolls are parallel to one another. This system is very easy to use; a single person can perform the alignment task in minutes with no training! The RollCheck® comes in its own durable carrying case.



#### Rolls are aligned vertically...

When horizontal line coincides with the horizontal groove on the reflector unit.



#### Rolls are parallel...


When vertical reflected line coincides with the vertical groove on the laser transmitter unit.

## Parallel Roll Alignment, utilizing the RollCheck® Laser Roll Alignment System to measure and correct vertical and horizontal angle between 2 rolls.

RollCheck® is a laser roll alignment system that facilitates accurate visual alignment of process rolls during replacement operations. The Laser Transmitter is mounted to a stationary roll that transmits two green laser lines to the Reflector positioned on the roll to be moved. The operator then is able to view both the vertical (pitch) and

horizontal (parallel) angles and accurately adjust the roll into parallel alignment. RollCheck® is suitable for aligning rolls of most diameters that are spaced from 6" (152 mm) to 10 ft. (3 m) or more apart. It also can be used to align and measure crowned rolls as well.

RollCheck® eliminates cumbersome trial and error adjustments which lead to scrap, loss of time and output reduction and is the ideal tool for efficient roll maintenance.



*Patented Reflected  
Laser Beam Technology*


Simply match the green laser lines with the black reference lines on the RollCheck®. You will see the results in seconds.

### Examples of roll misalignment

#### Front View



#### Top View



Roll to be moved (RTBM) is not on the same horizontal plane as the stationary roll.

Reflected laser line shows the roll is not parallel-left.

Reflected laser line shows the roll is not parallel-right.

### Examples of rolls that are in alignment

#### Front View



Roll to be moved (RTBM) is on the same plane as the stationary roll.

Reflected line shows the rolls are parallel to one another.

## Technical Data - RollCHECK® MAX SX-6150



### Transmitter Model SX-6150T

Operating distance:	Max. 10 ft. (3 m)
Accuracy:	< 0.001"/ft. (< 0.03 mm/m)
Laser type:	2 ea. 532nm visible green laser lines, 45° full angle
Laser power:	< 1mW, Class 2
Safety precautions:	Do not stare into beam
Laser compliance:	CFR parts 1040.10 and 1040.11
Laser line thickness:	0.017" (0.4318 mm) at 9 ft. (2.8 m)
Laser calibration:	Factory calibrated, check yearly
Environmental protection:	Water resistant, dust proof and impact resistant
Controls:	Laser ON/OFF rocker switch
Battery type:	High power polymer li-Ion rechargeable battery. 3.7v 4000mAh
Operating time:	16 – 20 hours continuous at 72° F (22° C)
Temperature:	Operating: 32° F (0° C) to 125° F (52° C) Storage: -4° F (-20° C) to 140° F (60° C)
Frame:	Rigid aluminum frame, powder-coat paint finish
Laser housing:	Aluminum, powder-coat paint finish
Mounting diameters:	Roll diameters 4" (101mm) up to 8' (2400mm)
Mounting straps:	Set of 2 attachment straps included: 2 ea. 10" (254 mm) to 45" (1143 mm) adjustable bungee straps for diameters up to 15" (381 mm) 2 ea. 10 ft. (3 m) adjustable straps for diameters up to 38" (965 mm)
Weight:	8.8 lbs. (4.0 Kg)
Dimensions:	12" (305mm) W x 16.5" (419mm) D x 6" (152mm) H



### Reflector Model SX-6150R

Reflector size:	1" (25 mm) x 1.4" (36 mm)
Frame:	Rigid aluminum frame, powder-coat paint finish
Reflector housing:	Aluminum, powder-coat paint finish
Mounting straps:	Set of 2 attachment straps included: 2 ea. 10" (254 mm) to 45" (1143 mm) adjustable bungee straps for diameters up to 15" (381 mm) 2 ea. 10 ft. (3 m) adjustable straps for diameters up to 38" (965 mm)
Weight:	9.0 lbs. (4.1 Kg)
Dimensions:	12" (305mm) W x 16.5" (419mm) D x 6" (152mm) H



### Carrying Case

Material:	Black, high density hard polyethylene
Dimensions:	29" (736mm) W x 18" (457mm) D x 10.85" (275mm) H
Insert:	Die cut foam
Carrying case weight:	28.2 lbs. (12.8Kg)
Total system weight:	46.4 lbs. (21.0Kg)